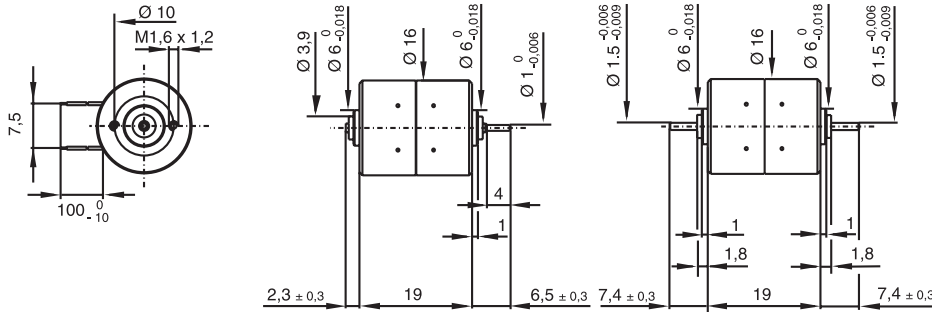


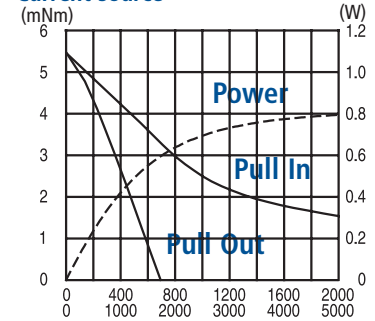
24 steps/revolution
15° step angle



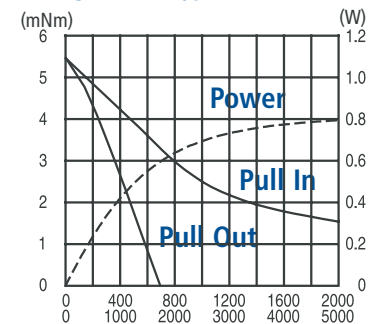
P110 • 64 • ☉☉ • 08

P110 • 64 • ☉☉ • 12

P110-064-2.5.1, I = 0.9A, U = 24V
Current source



P110-064-015, U= 12V, Rs = 15ohm
P110-064-068, U=24V, Rs = 68 ohm
Voltage Driver type L.R



Winding Type

Coil Dependent Parameters

	☉☉	068	015	2.5
Phase resistance	ohm	62	15	2.5
Phase inductance (1kHz)	mH	46	12	2.2
Nominal phase current (2 ph. on)	A	0.12	0.25	0.65
Nominal phase current (1 ph. on)	A	0.17	0.35	0.9
Back-EMF amplitude	V/kst/s	10.8	5.2	2

Coil Independent Parameters

Torque Parameters

		min	typ	max
Holding torque (nominal current)	mNm (oz-in)	6.4 (0.91)	7 (1.0)	7.6 (1.08)
Holding torque (1.5 x nominal current) ⁽¹⁾	mNm (oz-in)	9.2 (1.31)	10 (1.4)	10.8 (1.54)
Detent torque	mNm (oz-in)	0.6 (0.9)	1 (0.1)	1.5 (0.21)

Thermal Parameters

Thermal resistance coil ambient ⁽²⁾	°C/W	45
Absolute accuracy (2 ph. on full-step model)	% full-step	±3

Mechanical Parameters

Rotor inertia	kgm ² , 10 ⁻⁷	0.40
---------------	-------------------------------------	------

Other Parameters

Natural resonance frequency (nom. current)	Hz	160
Electrical time constant	ms	0.8
Angular acceleration (nominal current)	rad/s ²	167000

DANAHER MOTION is a trademark of Danaher Corporation. Danaher Motion makes every attempt to ensure accuracy and reliability of the specifications in this publication. Specifications are subject to change without notice. Danaher Motion provides this information "AS IS" and disclaims all warranties, express or implied, including, but not limited to, implied warranties of merchantability and fitness for a particular purpose. It is the responsibility of the product user to determine the suitability of this product for a specific application. ©2005 Danaher Motion.